



Micro Commercial Components  
 21201 Itasca Street Chatsworth  
 CA 91311  
 Phone: (818) 701-4933  
 Fax: (818) 701-4939

# SR208 THRU SR2010

## Features

- Schottky Barrier Rectifier
- Guard Ring Protection
- Low Forward Voltage
- Reverse Energy Tested
- High Current Capability
- Extremely Low Thermal Resistance

## 2 Amp Schottky Barrier Rectifier 80 to 100 Volts

## Maximum Ratings

- Operating Temperature: -50°C to +125°C
- Storage Temperature: -50°C to +125°C
- Maximum Thermal Resistance: 35°C/W Junction To Ambient

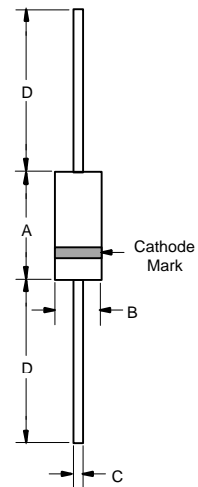
MCC catalog Number	Device Marking	Maximum Recurrent Peak Reverse Voltage	Maximum RMS Voltage	Maximum DC Blocking Voltage
SR208	SR208	80V	56V	80V
SR2010	SR2010	100V	70V	100V

## Electrical Characteristics @ 25°C Unless Otherwise Specified

Average forward current	$I_{F(AV)}$	2A	Square wave
Maximum surge current	$I_{FSM}$	50A	8.3ms, half sine, $T_J = 150^\circ\text{C}$
Max peak forward voltage	$V_{FM}$	.85V	$I_{FM} = 2.0\text{A}; T_J = 25^\circ\text{C}^*$
Max peak reverse current	$I_{RM}$	1.0mA	$V_{RRM}, T_J = 25^\circ\text{C}$
Typical junction capacitance	$C_J$	170pF	$V_R = 4.0\text{V}$ $f = 1.0\text{MHz}$

\*Pulse test: Pulse width 300  $\mu\text{sec}$ , Duty cycle 2%

## DO-41



DIM	INCHES		MM		NOTE
	MIN	MAX	MIN	MAX	
A	.166	.205	4.10	5.20	
B	.080	.107	2.00	2.70	
C	.028	.034	.70	.90	
D	1.000	---	25.40	---	

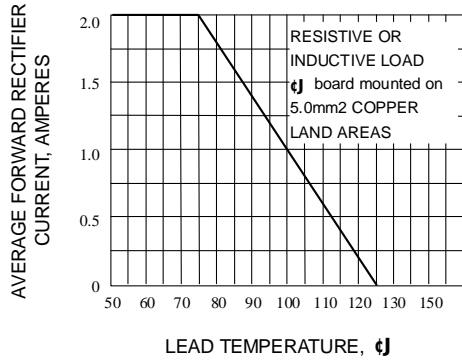


Fig. 1-FORWARD CURRENT DERATING CURVE

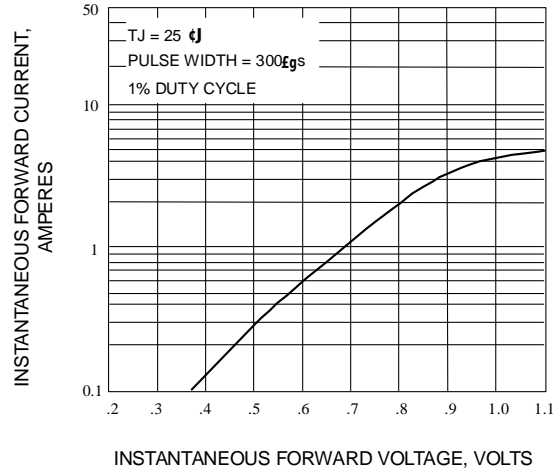


Fig. 2-TYPICAL INSTANTANEOUS FORWARD CHARACTERISTICS

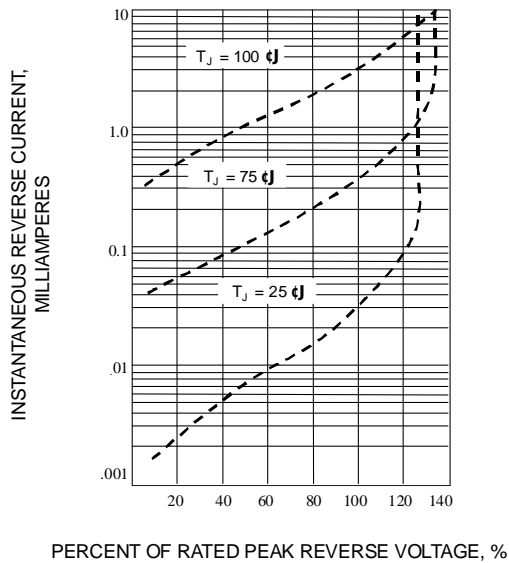


Fig. 3-TYPICAL REVERSE CHARACTERISTICS

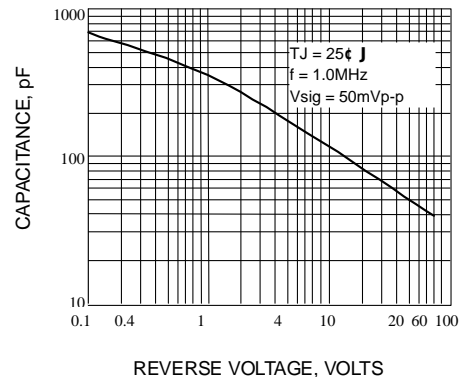


Fig. 4-TYPICAL JUNCTION CAPACITANCE

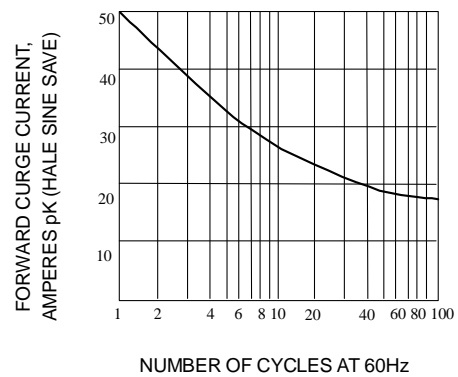


Fig. 5-MAXIMUM NON-REPETITIVE PEAK FORWARD SURGE CURRENT